



Product Reference

Super Video Processor


Z3

Z8t

Z8

Signal input	1×HDMI2.0/1×DP1.2/1×12G SDI	Up to 2 input boards The maximum resolution of a single channel can reach 4096x2160@60Hz. 2×HDMI2.0 2×DP1.2 2×12G SDI 1×HDMI2.1+1×DP1.4+1×12GSDI (Each with one Loop port) 1×ST2110(4096x2160@60Hzwithout compression) (with one Loop port)	Up to 6 input boards A single input board can support up to 2 channels of 4096×2160@60Hz 2×HDMI2.0. 2×DP1.2 2×12G SDI
Input resolution	4096×2160@60Hz	4096×2160@60Hz	4096×2160@60Hz
HDCP	2.2	2.3	2.3
Signal output	6×5G Ethernet port; 3×10G Optical fiber port	Up to 2 boards 4×5G Ethernet port 2×10G Optical fiber port 4×10G Optical fiber port	Up to 4 boards A single device only supports the same type of output boards 4×5G Ethernet port 2×10G Optical fiber port 4×10G Optical fiber port (2 main 2 backup)
Capacity	8.8 million pixels	25 million pixels	35.39 million pixels
Video processing	Low latency, Cropping, Scaling	Low latency, Cropping, Scaling, Splicing, Frame multiplexing, Frame rate self-adaptive	Low latency, Cropping, Scaling, Splicing
Windows	1	4	4
Genlock	✓	✓	✓
USB control	✓	⊘	✓
Certifications			

Super Video Processor



Z4 Pro



Z5



Z6 PRO-G2

Signal input	HDMI2.0×1/DP1.2×1/12G SDI×1	HDMI2.0×1/DP1.2×1/12G SDI×1	Up to 4 input boards A single board can support up to 1channel of 4096×2160@60hz HDMI2.0×1+DP1.2×1+ 12G SDI×1 Choose one or the other
Input resolution	4096×2160@60Hz	4096×2160@60Hz	4096×2160@60Hz
HDCP	2.2	2.2	2.2
Signal output	1G Ethernet port×10; 10G optical fiber port×1	1G Ethernet port×20; 10G optical fiber port×2	10G optical fiber port×4 (2 main 2 backup)
Capacity	6.5 million pixels	13 million pixels	13 million pixels
Video processing	Low latency, Cropping, Scaling, Splicing	Low latency, Cropping, Scaling, Splicing	Low latency, High frame rate, Cropping, Scaling, Splicing
	⊘	⊘	
Windows	3	3	4
	⊘	⊘	⊘
Genlock	✓	✓	✓
	✓	✓	✓
USB control	✓	✓	✓
	✓	✓	✓
Certifications	CE FCC CB IEC RoHS ENEC	CE FCC CB IEC RoHS ENEC	CE FCC CB IEC RoHS ENEC

VX Series Video Processor


VX4

VX6

VX10

Capacity	2.6 million pixels	3.9 million pixels	6.5 million pixels
Maximum width/height	16384/8192	16384/8192	16384/8192
Signal input	HDMI2.0×1 HDMI1.4×1 (IN&LOOP) DVI×1 (IN&LOOP) DVI×1 – 3G–SDI×1 (IN&LOOP) 10G optical fiber port×1 (Fiber1)	HDMI2.0×1 HDMI1.4×1 (IN&LOOP) DVI×1 (IN&LOOP) DVI×1 – 3G–SDI×1 (IN&LOOP) 10G optical fiber port×1 (Fiber1)	HDMI2.0×1 HDMI1.4×1 (IN&LOOP) DVI×1 (IN&LOOP) DVI×1 – 3G–SDI×1 (IN&LOOP) 10G optical fiber port×1 (Fiber1)
Input resolution	4096×2160@60Hz	4096×2160@60Hz	4096×2160@60Hz
HDCP	HDMI2.0 supports HDCP2.2; HDMI1.4 and DVI support HDCP1.4	HDMI2.0 supports HDCP2.2; HDMI1.4 and DVI support HDCP1.4	HDMI2.0 supports HDCP2.2; HDMI1.4 and DVI support HDCP1.4
Signal output	Gigabit Ethernet port×4; 10Gigabit optical fiber port×2 (1 main 1 backup)	Gigabit Ethernet port×6; 10Gigabit optical fiber port×2 (1 main 1 backup)	Gigabit Ethernet port×10; 10Gigabit optical fiber port×2 (1 main 1 backup)
Video processing	Low latency, Bypass mode, Signal clipping, Switching, Broadcast-level scaling	Low latency, Bypass mode, Signal clipping, Switching, Broadcast-level scaling	Low latency, Bypass mode, Signal clipping, Switching, Broadcast-level scaling
Color adjustment	Brightness adjustment, Color temperature adjustment	Brightness adjustment, Color temperature adjustment	Brightness adjustment, Color temperature adjustment
Color depth	8/10bit	8/10bit	8/10bit
Windows	☺	☺	☺
5G			
Genlock	Support Genlock and Loop out	Support Genlock and Loop out	Support Genlock and Loop out
HDR			
Control mode	R232 serial port control Dual USB 2.0 control and cascading LAN Ethernet port	R232 serial port control Dual USB 2.0 control and cascading LAN Ethernet port	R232 serial port control Dual USB 2.0 control and cascading LAN Ethernet port
Certifications	FC CE IC RoHS	FC CE IC RoHS	FC CE IC RoHS

X100 Pro Series All-in-One Splicer




X100 Pro-4U



X100 Pro-7U



X100 Pro-11U

Capacity	26 million pixels	52 million pixels	117.96 million pixels
Windows	32	64	96
Maximum output of a single board	4096×2160@60Hz, 8bit RGB	4096×2160@60Hz, 8bit RGB	4096×2160@60Hz, 8bit RGB
Number of input boards	4	8	16
Number of output boards	4	8	18
Irregular splicing	✓	✓	✓
Preset	128	128	128
Preview	Optional	Optional	Optional
	✓	✓	✓
Power supply redundancy	Optional	Optional	Optional
Maximum input resolution	4K@60Hz, without compression	4K@60Hz, without compression	4K@60Hz, without compression
Cropping/Splicing/Scaling	✓	✓	✓
	✓	✓	✓
Multi-screen group management	⊘	⊘	✓
Control mode	Web, Kylin VICP, RS232 serial port, USB, Android App		
Input board	HDMI×4; DVI×4; 3G-SDI×4; VGA×4; VGA×2+CVBS×2; HDMI 2.0×1; DP 1.2×1 12G-SDI×1; HDMI 2.0×1+DP 1.2×1; IP×2		
Output board	HDMI×4; HDMI2.0×1; DVI×4; Ethernet port×8; Ethernet port×10; Optical fiber port×1+Backup port×1		
Certifications			

Multimedia Video Processor



X2m

X4m

X20m

X26m

X40m

	X2m	X4m	X20m	X26m	X40m
Capacity	1.3 million pixels	2.6 million pixels	13 million pixels	17 million pixels	26 million pixels
Maximum width/height	3840/2000	3840/2000	16384/8192	16384/8192	16384/8192
Maximum input resolution	1920×1080	1920×1080	4096×2160	4096×2160	4096×2160
Input port	HDMI×2; DVI×1; VGA×1; CVBS×1	HDMI×2; DVI×1; VGA×1; CVBS×1	DP1.2×1; HDMI2.0×1 HDMI×2; DVI×2	DP1.2×1; HDMI2.0×1 HDMI×2; DVI×2	DP1.2×1; HDMI2.0×1 HDMI×2; DVI×2
Output port	Gigabit Ethernet port×2	Gigabit Ethernet port×4	Gigabit Ethernet port×20; Optical fiber port×2 (Optional)	Gigabit Ethernet port×26; Optical fiber port×3 (Optional)	Gigabit Ethernet port×40; Optical fiber port×4 (Optional)
Preset	16	16	128	128	128
Loop cut	⊘	⊘	⊘	⊘	⊘
Loop back	✓	✓	✓	✓	✓
Frame freeze	✓	✓	✓	✓	✓
Audio output	✓	✓	✓	✓	✓
temperature adjustment	✓	✓	✓	✓	✓
Color depth	8bit	8bit	8bit	8bit	8bit
Loop power	✓	✓	✓	✓	✓
Hard disk playback	✓	✓	✓	✓	✓
OS	⊘	⊘	Optional	Optional	Optional
Window	1	1	6	6	6
Cropping/Scaling	✓	✓	✓	✓	✓
Control mode	1/CR	1/CR	1/CR	1/CR	1/CR
Remote control	✓	✓	✓	✓	✓
Central control	✓	✓	✓	✓	✓
Chassis	1U	1U	2U	4U	4U
Certifications	CE FCC IC UK RoHS	CE FCC IC UK RoHS	CE FCC IC UK RoHS	CE FCC IC UK RoHS	CE FCC IC UK RoHS

X Series Professional Video Processor



	X2s	X4s	X6	X7	X8E	X12	X16E	X20
Capacity	1.3 million pixels	2.6 million pixels	3.9 million pixels	5.2 million pixels	5.24 million pixels	7.8 million pixels	10.4 million pixels	13 million pixels
Maximum width/height	4096/2560	4096/2560	8192/4096	8192/4096	16384/8192	8192/4096	16384/8192	16384/8192
Maximum input resolution	1920×1200	1920×1200	1920×1200	1920×1200	4096×2160	1920×1200	4096×2160	4096×2160
Input port	HDMI×1; DVI×2	HDMI×1; DVI×2	DVI×2; HDMI×1 SDI×1	DVI×2; HDMI×1 SDI×1	DP1.2×1; HDMI2.0×1 HDMI×2; DVI×2	HDMI×3; DVI×1	DP1.2×1; HDMI2.0×1 HDMI×2; DVI×2	DP1.2×1; HDMI2.0×1 HDMI×2; DVI×2
Output port	Gigabit Ethernet port×2	Gigabit Ethernet port×4	Gigabit Ethernet port×6	Gigabit Ethernet port×8	Gigabit Ethernet port×8	Gigabit Ethernet port×12	Gigabit Ethernet port×16	Gigabit Ethernet port×20; Optical fiber port×2 (optional)
Preset	16	16	16	16	16	16	16	16
	⊗	⊗	⊗	⊗	⊗	⊗	⊗	⊗
Loop backup	✓	✓	✓	✓	✓	✓	✓	✓
	✓	✓	✓	✓	✓	✓	✓	✓
Audio output	⊗	⊗	✓	✓	✓	✓	✓	✓
	✓	✓	✓	✓	✓	✓	✓	✓
Color depth	8bit	8bit	8bit	8bit	8bit	8bit	8bit	8bit
	✓	✓	✓	✓	✓	✓	✓	✓
U disk playback	⊗	⊗	⊗	⊗	⊗	⊗	⊗	⊗
	⊗	⊗	⊗	⊗	⊗	⊗	⊗	⊗
Windows	1	1	3	3	6	3	6	6
	✓	✓	✓	✓	✓	✓	✓	✓
Control mode	USB	USB	USB	USB	USB	USB	USB	USB
	⊗	⊗	⊗	⊗	⊗	⊗	⊗	⊗
Central control	⊗	⊗	✓	✓	✓	✓	✓	✓
Chassis	1U	1U	1U	1U	2U	2U	2U	2U
Certifications	CE FCC CB RoHS	CE FCC CB RoHS	CE FCC CB RoHS	CE FCC CB RoHS	CE FCC CB RoHS	CE FCC IC RoHS	CE FCC CB RoHS	CE FCC CB RoHS

S Series Video Transmitter


S7

S20

S20F

S20 Pro

Capacity	2.3 million pixels	8.85 million pixels	8.85 million pixels	13 million pixels
Maximum width/height	4096/2560	8192/8192	8192/8192	8192/8192
Maximum input resolution	1920×1200@60Hz	4K: 4096×2160@60Hz	4K: 4096×2160@60Hz	4096×2160@60Hz
Input port	HDMI1.4×1; DVI+LOOP×1	DPI.2×1; HDMI 2.0×1	DPI.2×1; HDMI 2.0×1	DPI.2×1; HDMI 2.0×1 DUAL_LINK DVI×2; SINGLE_LINK DVI×2
Output port	Gigabit Ethernet port ×6	Gigabit Ethernet port×20	10 Gigabit optical fiber port×4 (2 main 2 backup)	Gigabit Ethernet port×20; 10Gigabit optical fiber port×4 (2 main 2 backup)
Loop out	✓	⊘	⊘	⊘
Audio input	✓	✓	✓	✓
Audio output	⊘	✓	✓	✓
Brightness/color temperature adjustment	✓	✓	✓	✓
Color depth	8bit	8bit	8bit	8/10/12bit
LCD panel	⊘	✓	✓	✓
3D	⊘	Optional	Optional	Optional
Control mode	Dual USB cascade control	R232 serial port control Dual USB2.0 control and cascade	R232 serial port control Dual USB2.0 control and cascade	Dual R232 serial port control and cascade Dual USB2.0 control and cascade LAN port TCP/IP control.
Chassis	1U	2U	2U	2U
Certifications	FC CE IC RoHS	FC CE IC RoHS	FC CE IC RoHS	FC CE IC RoHS

ISeries Receiving Card


i5+

i9+

i10

	i5+	i9+	i10
Capacity	512×384	256×1024	1024×384
Number of parallel data groups	32	32	32
Number of serial data groups	128	128	128
Quick OSD	✓	✓	✓
	✓	✓	✓
Image rotation	✓	✓	✓
	⊘	✓	✓
Calibration accuracy	8bit	14bit	14bit
	✓	✓	✓
Auto calibration	✓	✓	✓
	✓	✓	✓
Calibration coefficient backup	⊘	✓	✓
	✓	✓	✓
Low latency	✓	✓	✓
	⊘	✓	✓
HDR10/HLG	⊘	✓	✓
	✓	✓	✓
Loop backup	✓	✓	✓
	✓	✓	✓
Connector type	DDR2	DDR2	DDR2
	✓	✓	✓
Voltage monitoring	✓	✓	✓
	✓	✓	✓
Firmware readback	✓	✓	✓

K Series Receiving Card



K5+

K8

K9+

K10

	K5+	K8	K9+	K10
Capacity	512×384	512×384	256×1024	1024×384
Number of parallel data groups	32	32	32	32
Number of serial data groups	128	128	128	128
Quick OSD	✓	✓	✓	✓
	✓	✓	✓	✓
Image rotation	✓	✓	✓	✓
	✓	✓	✓	✓
Calibration accuracy	8bit	14bit	14bit	14bit
	✓	✓	✓	✓
Auto calibration	✓	✓	✓	✓
	✓	✓	✓	✓
Calibration coefficient backup	⊘	✓	⊘	⊘
	✓	✓	✓	✓
Low latency	✓	✓	✓	✓
	⊘	✓	✓	✓
HDR10/HLG	⊘	✓	✓	✓
	✓	✓	✓	✓
Loop backup	✓	✓	✓	✓
	✓	✓	✓	✓
Connector type	High-density connector	High-density connector	High-density connector	High-density connector
	✓	✓	✓	✓
Voltage monitoring	✓	✓	✓	✓
	✓	✓	✓	✓
Firmware readback	✓	✓	✓	✓

Classic Series Receiving Card

Colorlight



E80



5A-75B



E120



5A-75E



E320

Capacity	128×1024	128×1024	192×1024	256×1024	256×1024
Number of parallel data groups	16	16	24	32	32
Number of serial data groups	32	32	32	32	32
Quick OSD	✓	✓	✓	✓	✓
	✓	✓	✓	✓	✓
Image rotation	✓	✓	✓	✓	✓
	⊘	⊘	⊘	⊘	⊘
Calibration accuracy	8bit	8bit	8bit	8bit	8bit
	✓	✓	✓	✓	✓
Auto calibration	⊘	⊘	⊘	⊘	⊘
	✓	✓	✓	✓	✓
Calibration coefficient backup	⊘	⊘	⊘	⊘	⊘
	✓	✓	✓	✓	✓
Low latency	✓	✓	✓	✓	✓
	⊘	⊘	⊘	⊘	⊘
HDR10/HLG	⊘	⊘	⊘	⊘	⊘
	✓	✓	✓	✓	✓
Loop backup	✓	✓	✓	✓	✓
	✓	✓	✓	✓	✓
Connector type	HUB75	HUB75	HUB75	HUB75	HUB320
	⊘	⊘	⊘	⊘	⊘
Voltage monitoring	⊘	⊘	⊘	⊘	⊘
	✓	✓	✓	✓	✓
Firmware readback	✓	✓	✓	✓	✓

Cloud Networking Player

Colorlight


A35

C3 Pro

A40

A60

	A35	C3 Pro	A40	A60
	✓	✓	✓	✓
Capacity	0.65 million	0.65 million	0.65 million	1.3 million
Maximum width/height	4096/3840	4096/3840	4096/840	4096/2560
Storage	8G (4G available)	8G (4G available)	32G (28G available)	8G (4G available)
Storage expansion	≤256G	≤256G	≤256G	≤256G
Video decoding capability	1080P 10bit; H.265/H.264	1080P 10bit; H.265/H.264	1080P 10bit; H.265/H.264	1080P 10bit; H.265/H.264
Operating system	Android	Android	Android	Android
Windows	1×1080P/3×720P	1×1080P/3×720P	1×1080P/3×720P	1×1080P/3×720P
	✓	✓	✓	✓
Synchronous and asynchronous switching	⊘	⊘	✓	✓
			✓	
Audio output	✓	✓	✓	✓
	✓	✓	✓	✓
Cable network	✓	✓	✓	✓
	✓	✓	✓	✓
4G	✓	✓	✓	⊘
	✓	✓	✓	✓
App control	✓	✓	✓	✓
	✓	✓	✓	⊘
Certifications	RoHS 	CE  CB  RoHS  NTRA	CE  FC  IC  UK  ENEC	CE  FC  CB  RoHS  NTRA 

A Series Media Player



A100

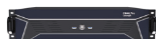
A200

A2K

A4K

Central control	✓	✓	✓	✓
Capacity	1.3 million	2.3 million	HDMI 1920×1080 output	HDMI 3840×2160 output
Maximum width/height	4096/2560	4096/2560	4096/4096	4096/4096
Storage	8G (4G available)	8G (4G available)	8G (4G available)	8G (4G available)
Storage expansion	≤256G	≤256G	≤256G	≤256G
Video decoding capability	4K 10bit; H.265/H.264	4K 10bit; H.265/H.264	4K 10bit; H.265/H.264	4K 10bit; H.265/H.264
Operating system	Android	Android	Android	Android
Windows	1×4K/2×1080P/4×720P	1×4K/2×1080P/4×720P	1×4K/2×1080P/4×720P	1×4K/2×1080P/4×720P
Multi-screen synchronous playback	✓	✓	✓	✓
Synchronous and asynchronous switching	✓	✓	⊗	⊗
Sensor connector	2×RJ11	2×RJ11	⊗	✓ Coordination M2
Audio output	✓	✓	✓	✓
U disk playback	✓	✓	✓	✓
Cable network	✓	✓	✓	✓
WiFi	✓	✓	✓	✓
4G	✓	✓	✓	✓
PC control	✓	✓	✓	✓
App control	✓	✓	✓	✓
Web control	✓	✓	✓	✓
Certifications	CE FCC CB RoHS NTRA	CE FCC CB RoHS NTRA	CE FCC CB RoHS	CE RoHS NTRA

CS Series Multimedia Server


CS4K Pro

CS20-8K Pro

CS16K

	✓	✓	✓
CPU	Intel6-core 12-thread CPU	Intel10-core 20-thread CPU	Intel16-core 32-thread CPU
RAM	16G	32G	128G
Graphics card	Quadro4G	Quadro4G	Quadro16G×2
Output channel	2×4K	4×4K	8×4K
Video output	2×mDP1.4	4×DP1.4	8×DP1.4
Maximum output resolution	8192×2304@60Hz	8192×4608@60Hz	16384×4608@60Hz
Optional input port	SDI, DVI	HDMI, SDI, DP, DVI	HDMI, SDI, DVI
Audio	3.5mm Audio input and multi-channel output	Digital audio output port, 3.5mm Audio input and output port	7.1 Channel audio port
NDI Video capture	✓	✓	✓
High-speed storage	500G M.2 High-speed solid-state drive	1TB M.2 High-speed solid-state drive (Expandable)	1TB M.2 High-speed solid-state drive (Expandable)
Multi-machine frame synchronization	⊘	⊘	✓
	✓	✓	✓
Synchronous time code	✓	✓	✓
Ethernet port	1Gbps RJ45×1	1Gbps RJ45×2	10Gbps RJ45×1+1Gbps RJ45×1
USB	2×USB3.0 (Blue) 2×USB2.0	4×USB 2.0; 6×USB3.1 1×USB 3.1 Gen 2; Type-C	2×USB2.0 port; 4×USB 3.2
Rated power	165W	425W	700W
Chassis	2U	4U	5U
	✓	✓	✓
Windows	100	100	100
	⊘	⊘	✓
Certifications	FC CE IC RoHS	FC CE IC RoHS	FC CE IC RoHS UK CA

H Series Optical Fiber Transceiver


H2F

H10Fix

H10FN

H16F

H10FN2

Network port	RJ45	RJ45	Neutrik (compatible with RJ45)	RJ45	Neutrik (compatible with RJ45)
Ethernet port	2	10	10	16	10
Transmission rate	1Gb/s	1Gb/s	1Gb/s	1Gb/s	1Gb/s
Optical fiber port	Full duplex LC	Full duplex LC	Full duplex LC	Full duplex LC	Neutrik opticalCON (compatible with LC-LC)
Optical fiber port	1	1	1	2	1
SFP optical module rate	2.5Gb/s	10Gb/s	10Gb/s	10Gb/s	10Gb/s
Optical fiber type	Single-mode dual-core	Single-mode dual-core	Single-mode dual-core	Single-mode dual-core	Single-mode dual-core
Transmission distance	2km	2km (20km optional)	2km (20km optional)	2km (20km optional)	2km (20km optional)
Hot swap	✓	✓	✓	✓	✓
Certifications	CE CB IEC RoHS ENEC	CE IEC RoHS	CE CB IEC RoHS ENEC	RoHS ENEC	CE IEC RoHS


iM9 Multi-function Card/Multi-function Box



iM9 multi-function card



iM9 multi-function box

Compatibility	Sending equipment	Full range of sending cards	Full range of sending cards
	Receiving equipment	Full range of receiving cards	Full range of receiving cards
	Transmission equipment	Fiber transceiver, Gigabit switch, etc.	Fiber transceiver, Gigabit switch, etc.
Remote control	Remote power switch control	4 relay switches for LED display 4 relay switches for air condition and fans, etc. (auto-controlled by temperature sensor)	4 relay switches for LED display 4 relay switches for air condition and fans, etc. (auto-controlled by temperature sensor)
	Automatic brightness adjustment	✓	✓
Environmental monitoring	Temperature monitoring	✓	✓
	Humidity monitoring	✓	✓
	Smoke monitoring	Support (optional)	Support (optional)
Other functions	Audio transmission	✓	✓
	Automatic power off on no signal	✓	✓
	Relay interfaces	8	8
	Central control	✓	✓
Specifications	Size (L×W×H)	149.9×96.5×17.6 mm	204.6×204.5×31 mm
	Weight	180g	1.01kg
	Power supply	DC3.8~5.5V	AC 100~240V wide voltage range
	Rated power consumption	4W	4.65W
	Operating temperature	-25°C to 70°C	-25°C to 70°C
	Storage temperature	40°C to 125°C	40°C to 125°C
	Certifications	/	

Accessories-sensor



**Brightness sensor
SSR-L29/16**



**Temp and humid sensor
SSR-TEMP**



**Smoke Sensor
SSR-SMOG**



**Air quality sensor
SSR-PM**



**Noise Sensor
SSR-NOISE**

Rated voltage	DC5V	DC5V~DC12V	DC12V	DC12V	5VDC or 12VDC
Measuring range	0~65535lux	Temperature: -40℃ ~ 120℃ Humidity: 0 ~ 100%RH	0~2000ppm	0~1000ug/m	30~120dB
Operating temperature	-40℃~75℃	-40℃~120℃	-10℃~50℃	-20℃~60℃	-20℃~75℃
Output connector	RS485 (aviation plug) /RJ11	RS485 (aviation plug) /RJ11	RS485 (aviation plug) /RJ11	RS485	RS485 (aviation plug) /RJ45
Protocol	MODBUSRTU	MODBUSRTU	MODBUSRTU	MODBUSRTU	MODBUSRTU
Postal type	⊘	⊘	IP	⊘	IP
Baud rate	19200bit/s	1200bit/s, 2400bit/s, 4800bit/s 9600bit/s, 19200bit/s	9600bit/s	2400bit/s, 4800bit/s 9600bit/s	4800bit/s, 9600bit/s, 19200bit/s 38400bit/s, 57600bit/s, 115200bit/s
Average power consumption	0.2w	<0.1W	2W	0.5W	0.1W
Connection cable	5 meters (default)	5 meters (default)	5 meters (default)	5 meters (default)	5 meters (default)
Adaptability to media player	✓	✓	✓	✓	✓
Adaptability to multi-function card	✓	✓	✓	✓	✓

Contact Information

	Country	City	Contacts	Telephone	Local number	E-mail
Europe	Britain	London	Gary Tong	(+86) 18126046784	+1 949 6597287	gary@lednets.com
	Netherlands	Eindhoven	Selina Shen	(+86) 18820100656	-	selina@lednets.com
	Italy	Milan	Mia Zhang	(+86) 15022390676	-	mia.zhang@lednets.com
	Spain	Madrid	Jojo Zhou	(+86) 13159562251	-	jojo@lednets.com
America	United States of America	Los Angeles	Emma Wei	(+86) 13651472527	+1 818 856 7639	emmawei@lednets.com
	United States of America	Portland	Brooklyn Wang	(+86) 15379993888	+49 15258582100	brooklyn@lednets.com
	United States of America	Dallas	Nan Zhou	(+86) 19376982396	+1 8182200098	nan.zhou@lednets.com
	United States of America	West Virginia	Tris Xue	(+86) 18571968505	+1 626 238 4809	Tris@lednets.com
	Canada	Vancouver	Ray Cai	(+86) 15875386116	-	ray@lednets.com
	Brazil	Rio de Janeiro	Gemma Hu	(+86) 13700280704	-	gemma@lednets.com
Russia	Russia	Moscow	Sasha Gao	(+86) 13050098689	+7 9263766654	sasha.gao@lednets.com
Middle East	Arab	Dubai	Charlie Yu	(+86) 13418568523	+971 585268858	charlie@lednets.com
	Saudi Arabia	Riyadh	Don Zou	(+86) 15809181869	+966 0500819670	don@lednets.com
	India	Chennai	Sathees Kannan	-	(+91) 7373964079	satheeskannan@lednets.com
Southeast Asia	Thailand	Bangkok	Icarus zheng	(+86) 17603606128	-	icarus@lednets.com
	Malaysia	Kuala Lumpur	Raincy Zhou	(+86) 13538173768	-	raincy@lednets.com
	Vietnam	Hanoi	Carl Hong	(+86) 18126116602	-	carl@lednets.com
	Indonesia	Jakarta	Wilton Chen	(+86) 17884102433	+62 819894473	wilton@lednets.com
Asia-Pacific	South Korea	Seoul	Leo Xia	(+86) 18234105536	-	leo.xia@lednets.com
	Japan	Tokyo	Tanya Ren	(+86) 15229905818	-	tanya@lednets.com
	Australia	Melbourne	Samantha Xiao	(+86) 18126380725	+61 0438072458	samantha@lednets.com

Colorlight



Colorlight Cloud Tech Ltd

Official website: www.colorlightinside.com

Head Office Address: 37F-39F, Building 8, Zone A, Shenzhen International Valley, Vanke Cloud City, Nanshan District, Shenzhen, China



Official website